

# CONTROL BOXES KP

## DATA SHEET

no: KK-K\_KP



The KP type control boxes can be fitted with Ø22mm and Ø30mm signal lamps or control buttons, manufactured by SN PROMET.


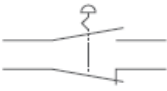

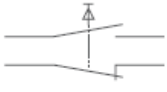



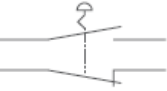
Enclosures of control boxes are made of ABS and can be manufactured in grey or yellow colour. Control boxes are intended for installation in closed rooms, which are free of chemically active substances, or in open air (under cover). Control boxes can have identification plates that provide information about functions of signal lamps and buttons.

#### TECHNICAL DATA:


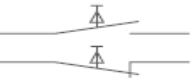




Parameter	Value
<b>Protection class</b>	Without additional accessories - IP 67 With additional accessories - depending on accessories
<b>Working temperature</b>	Without additional accessories - from -40° to +80°C
<b>Fire resistance</b>	UL94-HB
<b>Colour of enclosure</b>	grey yellow
<b>Maximum number of contacts</b>	for NEF30 - 4 for NEF22 - 5 or 4 with backlight
<b>Size of cable gland</b>	Pg11; Pg13,5; Pg16
<b>Installation</b>	4 x M4 screws (metal)
<b>Arrangement of assembly holes</b>	KP1 - 70x64 KP2 - 100x64 KP3 - 150x64






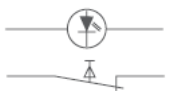

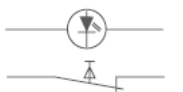
The product conforms to the following standard PN-EN 60947-5-1.

**STANDARD DESIGNS KP1**




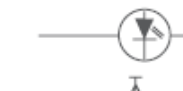




	Type	Diagram	Control buttons	Signal lamp	Cable gland	Colour
	KP1-S1		NEF30-DR c XY	-	Pg11	grey
	KP1-S2		NEF30-D c XY	-	Pg11	grey
	KP1-S3		NEF30-DRP c XY	-	Pg11	grey
	KP1-S4		NEF30-DRP c XY	-	Pg11	grey


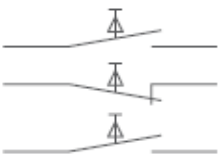


**STANDARD DESIGNS KP2**

	Type	Diagram	Control buttons	Signal lamp	Cable gland	Colour
	KP2-S1		NEF30-UK z X NEF30-UW c Y	-	Pg11	grey
	KP2-S2		NEF30-DR c Y	NEF30-Leg	Pg11	grey
	KP2-S11		NEF22T-K z X NEF22T-K c Y	-	Pg11	grey

	KP2-S12		NEF22T-K z X NEF22T-W c Y	-	Pg11	grey
	KP2-S13		NEF22T-K z X NEF22T-DR/P c Y	-	Pg11	grey
	KP2-S14c		NEF22T-K z X	L22Dc 24-230V	Pg11	grey
	KP2-S14z		NEF22T-K z X	L22Dz 24-230V	Pg11	grey

### STANDARD DESIGNS KP3

	Type	Diagram	Control buttons	Signal lamp	Cable gland	Colour
	KP3-S11		NEF22T-K z X NEF22T-K c Y NEF22T-DR/P c Y	-	Pg11	grey
	KP3-S12z		NEF22T-K z X NEF22T-K c Y	L22Dz 24-230V	Pg11	grey
	KP3-S12c		NEF22T-K z X NEF22T-K c Y	L22Dc 24-230V	Pg11	grey
	KP3-S12b		NEF22T-K z X NEF22T-K c Y	L22Db 24-230V	Pg11	grey

	KP3-S13		NEF22T-K z X NEF22T-K c Y NEF22T-K z X	-	Pg11	grey
	KP3-S14		NEF22T-K z X NEF22T-K z X NEF22T-K c Y	-	Pg11	grey

## DIMENSIONS

Type of control box	Dimensions mm					
	A	B	C	D	E	F
KP-1	110	80	78	<120	>28	24
KP-2	140	80	78	<120	>28	24
KP-3	190	80	78	<120	>28	24

