

PB LOCK BUTTONS

DATA SHEET

no: KK-PPOŻ_PB



The PB block buttons are made for initiating a control electric signal by breaking a glass „window”, with a blinking red LED indicator or three colours continuous LED indicators. The LEDs indicates the state of the system: inspection (green LED), malfunction (yellow LED), fire/alarm (red LED). The button is based only on mechanical components – no electronics. It has two contacts: NO – stays open in inspection mode, is closed in alarm mode; NC – closed in inspection mode, open in alarm mode.

The buttons are available in five colour varieties: yellow, green, red, orange and grey. External wiring is connected by a screw type module terminal. Initiating of the PB-M button can be done by a hammer placed on the side of the housing. Initiating of the PB-D button can be done by any object, hard enough to break the glass. The product meets the requirements of the PN-EN 60947-5-1 standard.

TECHNICAL DATA:

Parameter	Value	
		PB-M/D 0/1/2 3X3Y
Insulation rated voltage (U_i)	500V	250V
Rated switching currents (I_e)	AC15 Ue 230V/400V 6A/4A DC13 Ue 24V/110V/220V 4A/1A/0,25A	AC15 Ue 230V 2,5A DC13 Ue 220V 0,3A
Signaling rated voltage (U_s)	24 V DC	
Max effective resistance of contacts	10 mΩ	
Cross-section of the connected external conductors	0,28 ... 1,5 mm ²	
Cover protection	IP54	
Range of working temperatures	-25°C to +70°C	

The product conforms to the following standard PN-EN 60947-5-1.

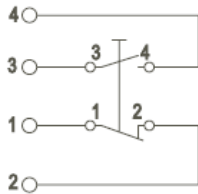
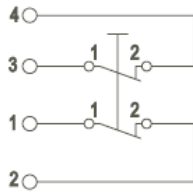
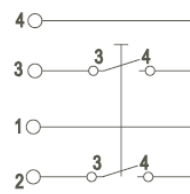
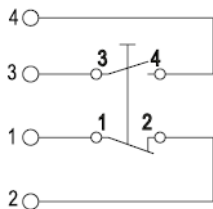
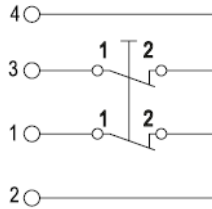
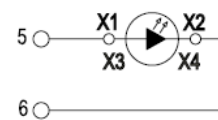
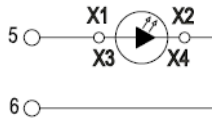
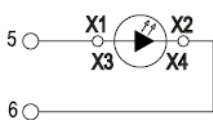
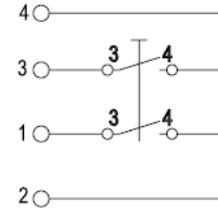
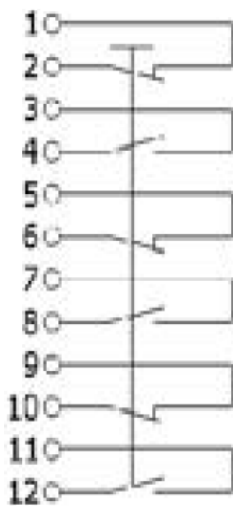
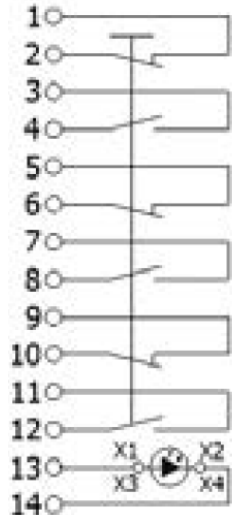
TYPES OF MANUAL FRE ALARM CALL POINT

PB- _____
M – with a hammer for breaking glass
D – without a hammer

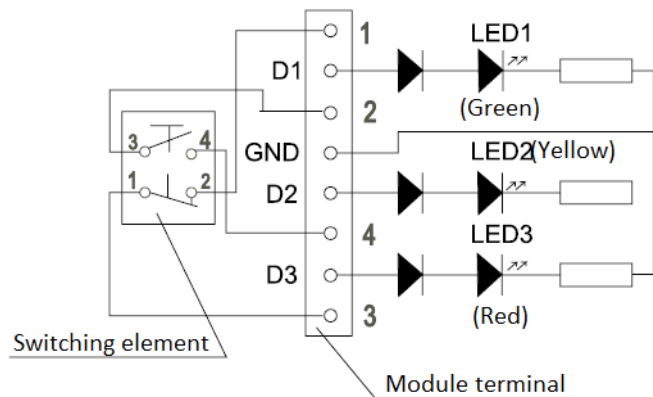
PB- _____
0 – no signaling
1 – 24V AC/DC
2 – 230V AC
3 – 3-LED signaling system 24V AC/DC

PB- _____
XY – NO/NC contact
2X – Two contacts that open, after the glass panel has been broken
2Y – Two contacts that close, after the glass panel has been broken
3X3Y – 3 x NO and 3 x NC contacts

PB- _____
Z – green
C – red
G – yellow
R – grey
P – orange

CIRCUIT DIAGRAMS
PB-M/D 0 XY

PB-M/D 0 2Y

PB-M/D 0 2X

PB-M/D 1/2 XY

PB-M/D 1/2 2Y

PB-M/D 1/2 2X

PB M/D 0 3X3Y

PB M/D 1/2 3X3Y


Attention: PIN 1 & 2 - 24V AC or DC
PIN 3 & 4 - 230V AC

PB M/D 3XY


SPARE PARTS

SN PROMET offers the following products:

- A complete set of glass panels – 5 pcs, catalogue no. W0-SZYBKA DO ROPA
- A hammer with a chain - catalogue no. W0-MŁOTECZEK DO ROPA

DIMENSIONS

