

MANUAL FIRE ALARM CALL POINT ROP-A (NON- ADDRESSABLE)

DATA SHEET

no: KK-PPOŻ_ROP-A12



The Manual Fire Alarm Call Point is a type A call point with direct activation. In terms of its electric system, it can be categorised as a regular switch with passive electrical components that operate in an alarm condition circuit. In the version with a signaling system, the breaking of a glass panel activates LED, which signifies alarm condition. The connection unit contains two contacts: one NC (Y) and one NO (X), or two NC contacts (Y). The Y (NC) contact is open in the detection status, and closed in the alarm status. The X (NO) contact operates the other way round.

The ROP-A call point meets the requirements of the EN 54-11:2001 + A1:2005 norms, it gain the Certificate of Conformity no. 1438/CPD/0338 by CNBOP-PIB and the Certificate of Admittance no. 2639/2016.

TECHNICAL DATA:

Parameter	Value
Insulation rated voltage (U_i)	500 V
Rated switching currents (I_e)	AC15 Ue 230V/400V 6A/4A DC13 Ue 24V/110V/220V 4A/1A/0,25A
Signaling rated voltage (U_s)	24V AC, DC 230V AC
Maximum effective resistance of contacts	10 m Ω
Cross-section of the connected external conductors	0,28 ... 1,5 mm ²
Cover protection	ROP is adequately protected against the ingress of water
Range of working temperatures	-25 ^o C to +70 ^o C
Weight of ROP-A M	315 g

The product conforms to the following standard PN-EN 54-11.

TYPES OF MANUAL FIRE ALARM CALL POINT

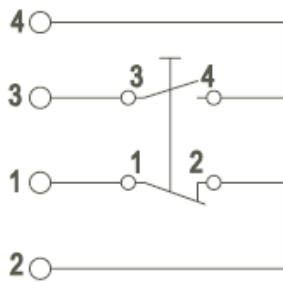
ROP-A _____
M – with a hammer for breaking glass
D – without a hammer

ROP-A _____
0 – no signaling
1 – 24V AC/DC
2 – 230V AC

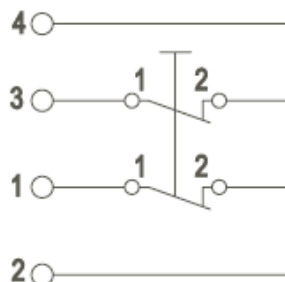
ROP-A _____
E – a symbol of a burning building, located on the front panel (export version)
K – a symbol of a burning building and “POŻAR” inscription on the front panel (national version)

ROP-A _____
XY – NO/NC contact
2X – two contacts that open, after the glass panel has been broken
2Y – two contacts that close, after the glass panel has been broken

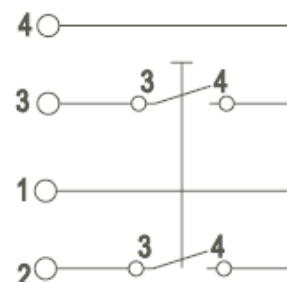
CIRCUIT DIAGRAMS



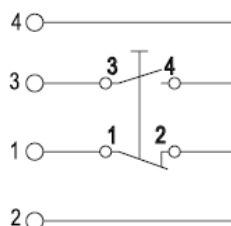
ROP-A M/D 0 E/K XY



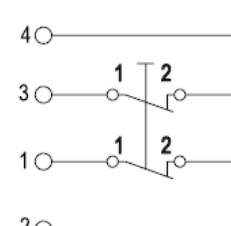
ROP-A M/D 0 E/K 2Y



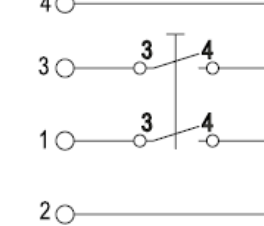
ROP-A M/D 0 E/K 2X



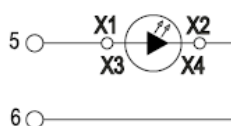
ROP-A M/D 1/2 E/K XY



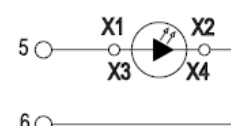
ROP-A M/D 1/2 E/K 2Y



ROP-A M/D 1/2 E/K 2X

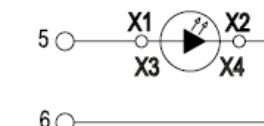


Markings of clamps:



X1, X2 – 24V AC, DC

X3, X4 – 230V AC



SPARE PARTS

SN PROMET offers the following products:

- A complete set of glass panels – 5 pcs, catalogue no. W0-SZYBKA DO ROPA
- A hammer with a chain - catalogue no. W0-MŁOTECZEK DO ROPA

DIMENSIONS

